

## SECTION 4

### PARKING, LOADING AND DRIVEWAYS

#### 4.1 DEFINITIONS

##### 4.1.1 DEFINITION OF AREAS

For purposes of this section, the City shall be divided into the three areas designated on Schedule 'E(1)' to this By-law.

##### 4.1.2 OCCUPANCY LOAD

For purposes of this Section, occupancy load shall be as provided for in the *Ontario Building Code*.

#### 4.2 MOTOR VEHICLE PARKING REQUIREMENTS

No person shall use any land, or erect, alter, or use any building or part thereof for any purpose unless motor vehicle parking space is provided and maintained in accordance with the following:

##### (A) RESIDENTIAL

Purpose	Area		
	1	2	3
1) Dwelling containing 1 or 2 dwelling units	1/unit	1/unit	2/unit
2) Dwelling containing 3 or more dwelling units	1/unit	1.5/unit	1.75/unit
3) Group Home: i) 6 or fewer residents  ii) 7 or more residents	2  the greater of 2 or 0.5/staff	2  the greater of 2 or 0.5/staff	2  the greater of 2 or 0.5/staff
4) Lodging House	Minimum of 1 or 1 per 3 Bedrooms, whichever is greater	Minimum of 1 or 1 per 3 Bedrooms, whichever is the greater	Minimum of 1 or 1 per 2 Bedrooms, whichever is the greater

##### 4.2.A(i) (deleted, By-law 23-087)

**(B) COMMERCIAL**

Purpose	Area		
	1	2	3
1) office, personal service or laboratory	1/45 square metres of floor area	1/37 square metres of floor area	1/28 square metres of floor area
2) medical office/clinic, or veterinarian office	the greater of 1/37 square metres of floor area or 3/practitioner	the greater of 1/28 square metres of floor area or 4/practitioner	the greater of 1/18 square metres of floor area or 5/practitioner
3) retail or rental establishment	1/35 square metres of floor area	1/23 square metres of floor area	1/18 square metres of floor area
4) retail establishment for the sale of furniture, major appliances or agricultural supplies and equipment	1/90 square metres of floor area	1/75 square metres of floor area	1/75 square metres of floor area
5) restaurant	the greater of 6 or 1/5 seats, plus 1/9 square metres of assembly area	the greater of 8 or 1/4 seats, plus 1/6.5 square metres of assembly area	the greater of 10 or 1/3 seats, plus 1/4 square metres of assembly area
6) laundromat	1/8 washing machines	1/6 washing machines	1/4 washing machines
7) service station, public garage, autobody repair, muffler or other motor vehicle repair establishment	the greater of 1/4 service bays or 1/9 square metres of service area	the greater of 1/4 service bays or 1/9 square metres of service area	the greater of 1/4 service bays or 1/9 square metres of service area
8) car wash	0.5/staff plus the following minimum spaces in advance of each washing stall: i) self service - 3 ii) automatic - 10 iii) conveyor - 15	0.5/staff plus the following minimum spaces in advance of each washing stall: i) self service - 3 ii) automatic - 10 iii) conveyor - 15	0.5/staff plus the following minimum spaces in advance of each washing stall: i) self service - 3 ii) automatic - 10 iii) conveyor - 15
			May 18, 2001

9) bank, loan company or financial institution	1/45 square metres of office floor area	1/37 square metres of office floor area plus 1/9 square metres of other floor area	1/28 square metres of office floor area plus 1/9 square metres of other floor area
10) retail establishment for the sale of motor vehicles	1/35 square metres of indoor display floor area plus 1/9 square metres of service area	1/23 square metres of indoor display floor area plus 1/9 square metres of service area	1/18 square metres of indoor display floor area plus 1/9 square metres of service area
11) hotel or motel	1/guest room plus the requirement for any other purposes	1/guest room plus the requirement for any other purposes	1/guest room plus the requirement for any other purposes
12) place of entertainment, place of amusement or adult entertainment parlour	0.5/staff plus 1/9 square metres of assembly area	0.5/staff plus 1/6.5 square metres of assembly area	1/staff plus 1/4 square metres of assembly area
13) Warehouse Membership Club	1/23 square metres of building floor area	1/20 square metres of building floor area (06-057)	1/20 square metres of building floor area (06-057)

#### 4.2.B(i)

Notwithstanding the foregoing, the minimum parking space requirements for a commercial building or buildings located on a lot and containing a total floor area in excess of 745 square metres and at least four (4) retail purposes, shall be as follows:

Area 1 - 1/35 square metres of gross leasable area

Area 2 - 1/28 square metres of gross leasable area

Area 3 - 1/20 square metres of gross leasable area

In addition, notwithstanding the foregoing, the minimum parking space requirement for dwelling units located on any lot in a commercial land use district located within the area designated as the Regional Centre/C.B.D. Area on Schedule 'E(2)' to this By-law, shall be:

- a) for the first four dwelling units - none
- b) for each dwelling unit in excess of four - 0.5

**(C) INDUSTRIAL**

Purpose	Area		
	1	2	3
1) warehouse, wholesale, building contractor establishment, mail or small parcel distribution establishment or greenhouse	1/28 square metres of sales floor area plus 1/325 square metres of storage area plus 1/45 square metres of office floor area	1/23 square metres of sales floor area plus 1/280 square metres of storage area plus 1/37 square metres of office floor area	1/18 square metres of sales floor area plus 1/230 square metres of storage area plus 1/28 square metres of office floor area
2) assembly, processing or manufacturing plant	the greater of 1/6 staff or 1/185 square metres of floor area	the greater of 1/4 staff or 1/140 square metres of floor area	the greater of 1/3 staff or 1/93 square metres of floor area
3) machine shop, tradesman shop, welding shop or furniture refinishing	the greater of 1/6 staff or 1/18 square metres of floor area	the greater of 1/4 staff or 1/14 square metres of floor area	the greater of 1/3 staff or 1/9 square metres of floor area
4) dog boarding kennel	1/staff	2/staff	2/staff
5) fuel storage yard	1/45 square metres of office floor area	1/37 square metres of office floor area	1/28 square metres of office floor area
6) salvage yard	minimum of 6 plus the requirement for any other purposes	minimum of 6 plus the requirement for any other purposes	minimum of 6 plus the requirement for any other purposes
7) business management services, engineering, scientific services	1/45 square metres of floor area	1/37 square metres of floor area	1/28 square metres of floor area
8) utility service installation	1	1	1

**(D) PUBLIC SERVICE**

Purpose	Area		
	1	2	3
1) elementary school (JK-8)	1.5/classroom	2/classroom	2/classroom
2) secondary school	1.5/classroom	2/classroom plus 1/20 students	2/classroom plus 1/20 students
3) day nursery	0.5/staff	0.5/staff	2/staff
4) library, museum, art gallery, music, dance or fine arts school, recreation hall, gymnasium, tennis club, skating rink, curling rink, arena, place of assembly, club house, lodge hall or funeral home	0.5/staff plus 1/9 square metres of assembly area	0.5/staff plus 1/6.5 square metres of assembly area	1/staff plus 1/4 square metres of assembly area
5) church	1/9 square metres of assembly area	1/6.5 square metres of assembly area	1/4 square metres of assembly area
6) nursing home or home for the aged	0.5/staff	0.25/resident plus 0.5/staff	0.25/resident plus 1/staff
7) police station, jail or fire hall	1/staff	1/staff	1.5/staff
8) monastery, convent or other religious establishment	0.5/staff and/or resident plus 1/9 square metres of assembly area	0.5/staff and/or resident plus 1/6.5 square metres of assembly area	1/staff and/or resident plus 1/4 square metres of assembly area
9) hospital or hospice	1/bed plus 0.5/staff	1/bed plus 0.5/staff	1/bed plus 1/staff

**(E) OPEN SPACE**

Purpose	Area		
	1	2	3
1) golf course	100/18 holes plus the requirement for any other purposes	100/18 holes plus the requirement for any other purposes	100/18 holes plus the requirement for any other purposes
2) golf driving range or miniature golf	minimum of 20	minimum of 20	minimum of 20
3) camping ground (tent or trailer)	1/site	1/site	1/site
4) fairground race course	0.5/fixed spectator seat plus the requirement for any other purposes	0.5/fixed spectator seat plus the requirement for any other purposes	0.5/fixed spectator seat plus the requirement for any other purposes
5) armoury or defence establishment	0.5/staff plus 1/9 square metres of assembly area	0.5/staff plus 1/6.5 square metres of assembly area	1/staff plus 1/4 square metres of assembly area
6) riding stable	the greater of 4 or 1/stall	the greater of 4 or 1/stall	the greater of 4 or 1/stall
7) cemetery	minimum of 10	minimum of 10	minimum of 10
8) park: a) community i) active	40/field plus the requirement for any other purposes	40/field plus the requirement for any other purposes	40/field plus the requirement for any other purposes
ii) passive	20 minimum plus the requirement for any other purposes	20 minimum plus the requirement for any other purposes	20 minimum plus the requirement for any other purposes
b) neighbourhood	0	0	0

**(F) UNIVERSITY AND COLLEGE**

<b>Purpose</b>	<b>Area</b>		
	<b>1</b>	<b>2</b>	<b>3</b>
1) University and College	4/classroom plus 1/9 square metres of other assembly area, and 0.25/ resident student	6/classroom plus 1/6.5 square metres of other assembly area, and 0.25/ resident student	8/classroom plus 1/4 square metres of other assembly area, and 0.25/resident student

**4.2.1**

Notwithstanding anything contained in this By-law, no motor vehicle parking spaces shall be required in connection with any non-residential use of any property located within the portion of Area 1 which is shaded on Schedule 'E(2)' to this By-law provided such use:

- a) was permitted as of January 1, 1995; and
- b) is carried on within a building which existed on January 1, 1995. In the event that any such building is expanded, after January 1, 1995, the parking requirements provided in this by-law shall apply to the expanded portion of such building.

**4.3 MOTOR VEHICLE PARKING REGULATIONS**

**4.3.1 SIZE OF PARKING SPACE**

**(a) Within Area 1:**

- (i) except as required in subsection (ii) of this section, each required parking space shall be at least 2.5 metres by 5.5 metres and shall be readily accessible and usable at all times by way of an aisle conforming to the following:**

<b>Angle of Parking Space</b>	<b>Aisle Width</b>
<b>0-45 degree parking</b>	<b>3.6 metres</b>
<b>46-60 degree parking</b>	<b>4.8 metres</b>
<b>61-90 degree parking</b>	<b>6.0 metres</b>

- (ii) on any lot not used exclusively for residential purposes, and on which more than 20 parking spaces are required each required parking space shall be at least 2.7 metres by 5.7 metres and shall be readily accessible and usable at all times by way of an aisle conforming to the following:**

<b>Angle of Parking Space</b>	<b>Aisle Width</b>
<b>0-45 degree parking</b>	<b>3.6 metres</b>
<b>46-60 degree parking</b>	<b>4.8 metres</b>
<b>61-75 degree parking</b>	<b>6.1 metres</b>
<b>76-90 degree parking</b>	<b>6.4 metres</b>

- (iii) on any lot used exclusively for residential purposes a maximum of 4 (four) tandem parking spaces shall be permitted, provided that each tandem parking space shall be readily accessible and usable at all times by way of an aisle conforming to the following:**

<b>Angle of Parking Space</b>	<b>Aisle Width</b>
<b>0-45 degree parking</b>	<b>3.6 metres</b>
<b>46-60 degree parking</b>	<b>4.8 metres</b>
<b>61-90 degree parking</b>	<b>6.0 metres</b>

**(b) Within Areas 2 and 3:**

- (i) each required parking space shall be at least 2.7 metres by 5.7 metres and shall be readily accessible and usable at all times by way of an aisle conforming to the following:**

<b>Angle of Parking Space</b>	<b>Aisle Width</b>
<b>0-45 degree parking</b>	<b>3.6 metres</b>
<b>46-60 degree parking</b>	<b>4.8 metres</b>
<b>61-75 degree parking</b>	<b>6.1 metres</b>
<b>76-90 degree parking</b>	<b>6.4 metres</b>

- (ii) a maximum of one (1) tandem parking space shall be permitted on a lot in conjunction with each single or two unit dwelling or a boarding house.**



4.3.2 RESIDENTIAL DISTRICT-PARKING

In a residential district:

- a) on any lot containing a single or two unit dwelling not more than two motor vehicles shall be parked within 6 metres of a street line.
- b) where a lot contains five (5) or more motor vehicle parking spaces, such spaces and the driveway thereto shall not be located within 1.5 metres of a side lot line or a rear lot line.
- c) a motor vehicle parking space or driveway shall not be located with 6 metres of a window to a habitable room in an apartment dwelling or group dwelling.
- d) the parking of a commercial or industrial vehicle weighing in excess of 2,725 kilograms shall be prohibited on any lot.
- e) commercial or industrial vehicles weighing less than 2,725 kilograms may be parked on a lot providing that the operator of the vehicle resides in a dwelling on the lot.
- f) no person shall park in the open any boat, trailer or travel trailer in excess of 7.6 metres within 1.2 metres of any side or rear lot line, or within any front yard.
- g) no person shall park any boat, trailer or travel trailer, regardless of length, within 0.3 metres of any side or rear lot line.

MOTOR VEHICLE PARKING REQUIREMENTS TO SERVE DISABLED PERSONS

4.4 No person shall use any land, or erect, alter, or use any building or part thereof for any purpose unless motor vehicle parking spaces to serve disabled persons are provided and maintained in accordance with the following:

<u>USE OR PURPOSE</u>	<u>PARKING REQUIREMENT</u>
1) Clinic or medical office	1/15 parking spaces
2) Hospital, nursing home or home for the aged	1/20 beds
3) Multiple unit residential dwelling	1 for first 10 dwelling units, plus 1 space for each additional 20 dwelling units
4) Dwelling accommodating disabled persons	1/dwelling unit
5) Restaurant or place of assembly	1/50 seats to a maximum of 20 spaces
6) All other uses shall be in accordance with the following (excluding a lot permitting residential dwelling containing 8 or fewer dwelling units, providing that such units are not specifically for disabled persons):	

<u>Number of Parking Spaces</u>	<u>Provision of Parking Spaces to Serve Disabled Persons</u>
1 to 20	1
21 to 100	3
101 to 200	5
201 to 300	7
301 to 400	9
401 or more	9 plus 1% of the total parking space requirement

**4.4.1 SIZE OF PARKING SPACE SERVING DISABLED PERSONS**

- (a) Each required parking space serving disabled persons shall have the following minimum dimensions:
- i) width 2.7 metres
  - ii) pedestrian aisle adjacent to parking space 1.5 metres
  - iii) length 5.7 metres
  - iv) vertical clearance 2.7 metres
- (b) Such space shall be readily accessible and useable at all times by way of a aisle conforming to the following:

<u>Angle of Parking Space</u>	<u>Aisle Width</u>
0 - 45 degree parking	3.6 metres
46 - 60 degree parking	4.8 metres
61 - 75 degree parking	6.1 metres
76 - 90 degree parking	6.4 metres

**4.5 PASSENGER BUS PARKING REQUIREMENTS**

Passenger bus parking spaces shall be required for any assembly area having an occupancy load of or more than 500 persons, in accordance with the following:

<u>Occupancy Load</u>	<u>Minimum Requirement</u>
501 to 1,000 persons	1
1001 to 1,500 persons	2
1501 to 2,000 persons	3
2001 or more persons	3 plus 1 space for each 1,000 persons

**4.5.1 SIZE OF PASSENGER BUS PARKING SPACE**

Each required passenger bus parking space shall be at least 3.6 metres by 12 metres, and shall have a minimum vertical clearance of 4.3 metres, and that such space shall be readily accessible and useable at all times.

**4.5.2 SET BACKS - PASSENGER BUS PARKING SPACE**

A minimum set back of a passenger bus parking space of 6 metres, shall be required along any lot line abutting a residential or development district.

**4.6 LOADING REQUIREMENTS**

**4.6.1 DIMENSIONS OF LOADING SPACE**

For purposes of this section, a vehicle loading space shall have a vertical clearance of at least 4.3 metres and the following minimum dimensions:

SPACE TYPE	DIMENSIONS
A	3.6 x 12 metres
B	3.6 x 6 metres

**4.6.2 No person shall use any land, or erect, alter or use any building or part thereof for any purpose unless vehicle loading space is provided and maintained in accordance with the following:**

**(A) RESIDENTIAL**

PURPOSE	AREA		
	1	2	3
<b>Dwelling containing:</b>			
<b>i) 1 to 8 units</b>	0	0	0
<b>ii) 9 to 30 units</b>	0	0	1 - 'B'
<b>iii) 31 to 100 units</b>	1 - 'B'	1 - 'B'	2 - 'B'
<b>iv) 101 or greater units</b>	1 - 'A'	1 - 'A'	1 - 'A'

**(B) COMMERCIAL**

<b>PURPOSE</b>	<b>AREA</b>		
	<b>1</b>	<b>2</b>	<b>3</b>
<b>1) office, clinic, personal service establishment or laboratory</b>  <u><b>floor area</b></u> <b>i) 0 to 232 square metres</b>  <b>ii) 233 to 465 square metres</b>  <b>iii) 466 to 745 square metres</b>  <b>iv) 746 or greater square metres</b>	          <b>0</b>          <b>0</b>          <b>1 - 'B'</b>          <b>1 - 'A'</b>	          <b>0</b>          <b>1 - 'B'</b>          <b>1 - 'A'</b>          <b>1 - 'A'</b>	          <b>1 - 'B'</b>          <b>1 - 'B'</b>          <b>1 - 'A'</b>          <b>1 - 'A'</b>
<b>2) retail store or rental establishment</b>  <u><b>floor area</b></u> <b>i) 0 to 92 square metres</b>  <b>ii) 93 to 465 square metres</b>  <b>iii) 466 to 745 square metres</b>  <b>iv) 746 or greater square metres</b>	          <b>0</b>          <b>1 - 'B'</b>          <b>1 - 'A'</b>          <b>1 - 'A' plus 1 additional 'A' space for every additional 1,860 square metres or less of floor area</b>	          <b>0</b>          <b>1 - 'B'</b>          <b>1 - 'A'</b>          <b>1 - 'A' plus 1 additional 'A' space for every additional 1,860 square metres or less of floor area</b>	          <b>1 - 'B'</b>          <b>1 - 'B'</b>          <b>1 - 'A'</b>          <b>2 - 'A' plus 1 additional 'A' space for every additional 1,860 square metres or less of floor area</b>

<p><b>3) hotel or motel</b></p> <p><b>i) 0 to 50 guest rooms</b></p> <p><b>ii) 51 to 100 guest rooms</b></p> <p><b>iii) 101 and greater guest rooms</b></p>	<p><b>1 - 'B'</b></p> <p><b>1 - 'A'</b></p> <p><b>1 - 'A' plus 1 'A' space for each additional 100 or fewer guest rooms</b></p>	<p><b>1 - 'B'</b></p> <p><b>1 - 'A'</b></p> <p><b>1 - 'A' plus 1 'A' space for each additional 100 or fewer guest rooms</b></p>	<p><b>1 - 'B'</b></p> <p><b>1 - 'A'</b></p> <p><b>1 - 'A' plus 1 'A' space for each additional 100 or fewer guest rooms</b></p>
<p><b>4) restaurant</b></p> <p><b>A) without assembly area:</b></p> <p><u><b>floor area</b></u></p> <p><b>i) 0 to 93 square metres</b></p> <p><b>ii) 94 to 185 square metres</b></p> <p><b>iii) 186 and greater square metres</b></p> <p><b>B) with assembly area:</b></p> <p><u><b>occupancy load</b></u></p> <p><b>i) 0 to 100 persons</b></p> <p><b>ii) 101 to 200 persons</b></p> <p><b>iii) 201 or greater persons</b></p>	<p><b>0</b></p> <p><b>1 - 'B'</b></p> <p><b>1 - 'A'</b></p> <p><b>1 - 'A'</b></p> <p><b>0</b></p> <p><b>1 - 'B'</b></p> <p><b>1 - 'A', plus 1 additional 'A' space for each additional occupancy load of 1,000 persons or fewer</b></p>	<p><b>1 - 'B'</b></p> <p><b>1 - 'A'</b></p> <p><b>1 - 'A'</b></p> <p><b>1 - 'B'</b></p> <p><b>1 - 'A'</b></p> <p><b>1 - 'A', plus 1 additional 'A' space for each additional occupancy load of 1,000 persons or fewer</b></p>	<p><b>1 - 'B'</b></p> <p><b>1 - 'A'</b></p> <p><b>1 - 'A'</b></p> <p><b>1 - 'B'</b></p> <p><b>1 - 'A'</b></p> <p><b>1 - 'A', plus 1 additional 'A' space for each additional occupancy load of 1,000 persons or fewer</b></p>

<p>5) places of entertainment, place of amusement or adult entertainment parlour</p> <p>6) Warehouse Membership Club</p>	<p>1 - 'A' for occupancy load of up to 1,000 persons plus 1 additional 'A' space for each additional occupancy load of 1,500 persons or fewer</p> <p>1 - *A* for every 1,860 square metres or less of building floor area</p>	<p>1 - 'A' for occupancy load of up to 1,000 persons plus 1 additional 'A' space for each additional occupancy load of 1,500 persons or fewer</p> <p>1 - *A* for every 1,860 square metres or less of building floor area</p>	<p><b>May 18, 2001</b></p> <p>1 - 'A' for occupancy load of up to 1,000 persons plus 1 additional *A* space for each additional occupancy load of 1,500 persons or fewer</p> <p>1 - *A* for every 1,860 square metres or less of building floor area</p>
--	---	---	--

4.6.2.B(i)

Notwithstanding the foregoing, the minimum loading space requirements for a commercial building or buildings located on a lot and containing a total floor area in excess of 745 square metres and at least four (4) retail purposes, shall be as follows:

- Area 1            1 - 'A' for up to 1,860 square metres of gross leasable area plus 1 additional 'A' space for every 2,785 square metres or less of gross leasable area
- Area 2 & 3      1 - 'A' plus 1 additional 'A' space for every 1,860 square metres or less of gross leasable area

## (C) INDUSTRIAL

PURPOSE	AREA		
	1	2	3
<b>1) assembly, processing or manufacturing plant</b>			
<b><u>floor area</u></b>	<b>1 - 'A'</b>	<b>1 - 'A'</b>	<b>1 - 'A'</b>
<b>i) 0 to 370 square metres</b>	<b>2 - 'A'</b>	<b>2 - 'A'</b>	<b>2 - 'A'</b>
<b>ii) 371 to 1,860 square metres</b>	<b>4 - 'A'</b>	<b>4 - 'A'</b>	<b>4 - 'A'</b>
<b>iii) 1,861 to 7,430 square metres</b>	<b>4 - 'A' plus 1 additional 'A' space for every 1,860 square metres or less of floor area</b>	<b>4 - 'A' plus 1 additional 'A' space for every 1,860 square metres or less of floor area</b>	<b>4 - 'A' plus 1 additional 'A' space for every 1,860 square metres or less of floor area</b>
<b>iv) 7,431 or greater square metres</b>			
<b>2) other industrial</b>			
<b><u>floor area</u></b>			
<b>i) 0 to 185 square metres</b>	<b>1 - 'B'</b>	<b>1 - 'B'</b>	<b>1 - 'B'</b>
<b>ii) 186 to 370 square metres</b>	<b>1 - 'B'</b>	<b>1 - 'B'</b>	<b>1 - 'A'</b>
<b>iii) 371 or greater square metres</b>	<b>1 - 'A' plus 1 additional 'A' space for each additional 925 square metres or less of floor area</b>	<b>1 - 'A' plus 1 additional 'A' space for each additional 925 square metres or less of floor area</b>	<b>1 - 'A' plus 1 additional 'A' space for each additional 925 square metres or less of floor area</b>

**(D) PUBLIC SERVICE AND INSTITUTIONAL**

<b>PURPOSE</b>	<b>AREA</b>		
	<b>1</b>	<b>2</b>	<b>3</b>
<b>1) special care or nursing home</b>			
<b>i) fewer than 100 bed facility</b>	<b>1 - 'B'</b>	<b>1 - 'B'</b>	<b>1 - 'B'</b>
<b>ii) 100 or greater bed facility</b>	<b>1 - 'A'</b>	<b>1 - 'A'</b>	<b>1 - 'A'</b>
<b>2) hospital</b>	<b>2 - 'A'</b>	<b>2 - 'A'</b>	<b>2 - 'A'</b>
<b>3) school (elementary or secondary)</b>	<b>1 - 'B'</b>	<b>1 - 'B'</b>	<b>1 - 'B'</b>
<b>4) library, museum, art gallery, music, dance or fine arts school, recreation hall, gymnasium, tennis club, skating rink, curling rink, arena, place of assembly, club house, lodge hall, funeral home or other place of assembly</b>	<b>1 - 'A' for occupancy load of up to 1,000 persons plus 1 additional 'A' space for each additional occupancy load of 1,500 persons or fewer</b>	<b>1 - 'A' for occupancy load of up to 1,000 persons plus 1 additional 'A' space for each additional occupancy load of 1,500 persons or fewer</b>	<b>1 - 'A' for occupancy load of up to 1,000 persons plus 1 additional 'A' space for each additional occupancy load of 1,500 persons or fewer</b>



**4.7 LOADING REGULATIONS**

- a) No loading space shall be located within 3 metres of a street line;
- b) No loading space or driveway thereto, shall be located within the following distances of any lot line abutting a residential or development district:
  - i) 'A' - 6 metres
  - ii) 'B' - 3 metres

**4.8 DRIVEWAY ACCESS**

Motor vehicle access from a lot to a street shall be over a driveway conforming with the following:

- (1) maximum driveway width at street line:
  - i) single unit residential or townhouse lot with less than 9 metres of lot width - 3 metres
  - ii) single unit residential lot with 9 metres or more of lot width - 6 metres
  - iii) two unit residential lot - 3 metres per driveway
  - iv) other residential lot - 7.5 metres
  - v) non-residential lot - 7.5 metres
- (2) any driveway may have a width at street line in excess of 7.5 metres if:
  - a) shown on an approved Site Plan, pursuant to Section 41 of the *Planning Act*; or
  - b) permitted by the approval of a minor variance, pursuant to the *Planning Act*.
- (3) i) minimum distance between a driveway and intersecting local street lines - 6 metres
  - ii) minimum distance between a driveway and all other intersecting street lines - 6 metres or as required by an approved Site Plan Agreement, pursuant to Section 41 of the *Planning Act*
- (4) minimum angle of the intersection between a driveway and street line - 80 degrees

- (5) maximum number of driveways per lot: - 1 per dwelling unit
- i) lots containing single or two unit dwellings having a lot width of less than 20 metres
  - ii) lots containing single or two unit dwellings having a lot width of 20 metres or more - 2
  - iii) lots containing dwelling units with private entrance grade - 1 per dwelling unit
  - iv) other lots - 1 per street line, or as permitted by an approved Site Plan Agreement, pursuant to Section 41 of the *Planning Act*

#### 4.9 SURFACE TREATMENT

The surface of all areas used for motor vehicle parking or vehicle loading purposes, and the access thereto, shall be adequately drained and treated to prevent the raising of dust. Surfaces within 3 metres of collector and arterial street shall be covered by an impervious material such as asphalt, concrete or equivalent.

#### 4.10 ON SAME LOT

All motor vehicle parking and vehicle loading spaces required by this by-law shall be located on the same lot as the purpose in connection with which it is required.

#### 4.11 MORE THAN ONE PURPOSE




When more than one purpose is located on a lot, the minimum required motor vehicle parking space or loading spaces shall be the sum of the requirements for each such separate purpose, except as provided in subsections 4.2.B(i) and 4.6.2.B(i).

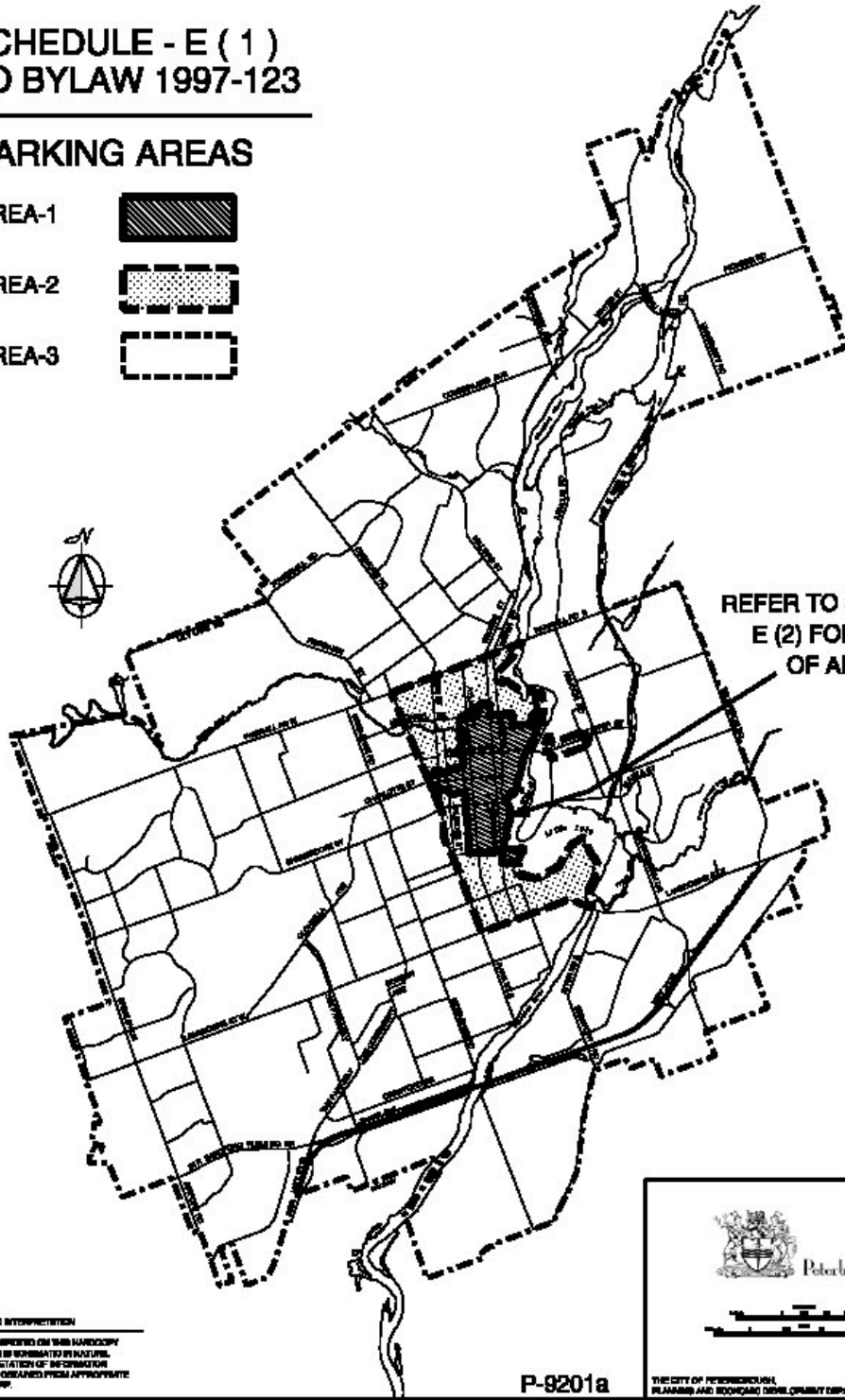
#### 4.12 FRACTION OF REQUIREMENTS

When the calculation of the minimum required motor vehicle parking spaces, or vehicle loading spaces results in a fraction, the requirement shall be the next higher whole number.

# SCHEDULE - E ( 1 ) TO BYLAW 1997-123

## PARKING AREAS

- AREA-1 
- AREA-2 
- AREA-3 



REFER TO SCHEDULE  
E (2) FOR DETAIL  
OF AREA-1

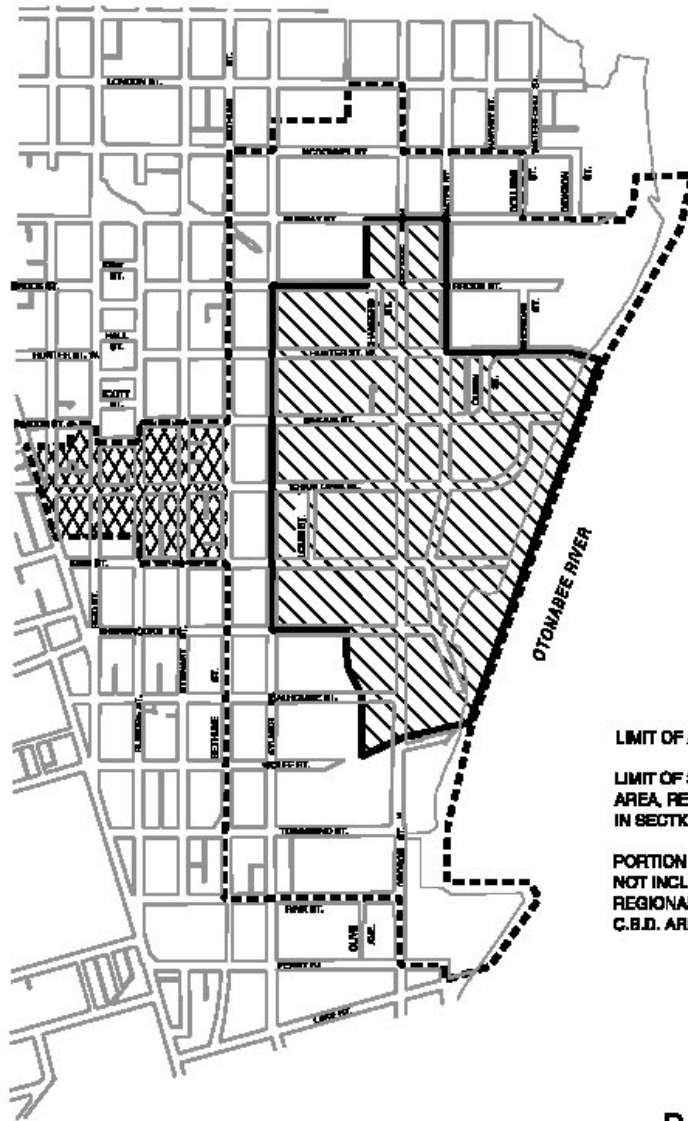
**MAP ACCURACY AND INTERPRETATION**  
THE INFORMATION SHOWN ON THIS HANDCOPY  
OR DIGITAL MAP FILE IS FOR INFORMATIONAL PURPOSES  
AND DOES NOT CONSTITUTE A WARRANTY OF ANY KIND.  
FOR MORE INFORMATION, CONTACT THE CITY PLANNING  
DEPARTMENT.

P-9201a



THE CITY OF PETERBOROUGH,  
PLANNING AND HOUSING DEVELOPMENT DEPARTMENT. February 2019

# SCHEDULE - E (2) TO BYLAW 1997-123



- LIMIT OF AREA -1      - - - - -
- LIMIT OF SHADED AREA, REFERRED TO IN SECTION 4.2      —————
- PORTION OF AREA -1 NOT INCLUDED IN REGIONAL CENTRE C.B.D. AREA.      [Cross-hatch pattern]

**PARKING AREA -1**

City of  
**Peterborough**

File: P-8201b

Scale: 1:12000