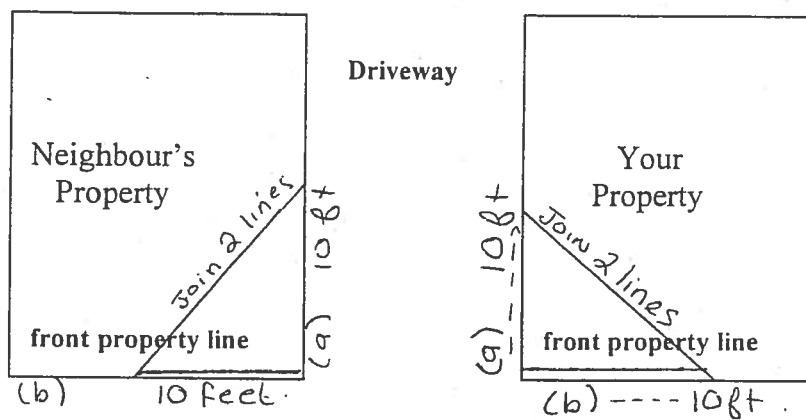


## FENCING ALONG DRIVEWAYS

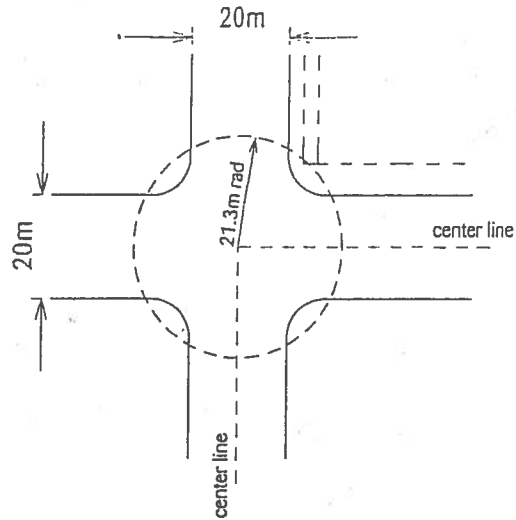
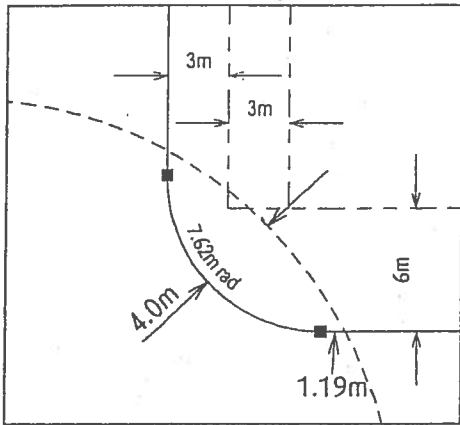
- If you are building a fence in close proximity to a driveway (on your property or your neighbour's property)
- (a) Measure back 10 feet from the front property line along the driveway;



- (b) Measure 10 feet along the front property line away from the driveway;
- Join the two lines to form a triangle;
- Nothing higher than 3 feet can be built in this triangle;

No person shall place, locate or grow any tree, shrub or plant or place or construct any earth embankment, fence, wall or other obstruction on land abutting 2 intersecting streets and within 21.3 meters of the intersection of the centre lines of the streets to a height of more than 76 centimetres above the elevation of the street at that intersection

### Local meets local



### Collector meets local

