

Leisure and Culture




Are arts, culture, and recreation activities available and being embraced?



Keys facts:

Based on comparisons with Ontario and Canada, more Peterborough adults are exceeding the recommended physical activity levels, while less youth (aged 12 to 17 years of age) are meeting the recommendations. ⁽¹⁾

| Peterborough | | Ontario | | Canada | |
|--------------|-------|---------|-------|--------|-------|
| 62% | 53% | 57% | 60% | 58% | 60% |
| Adults | Youth | Adults | Youth | Adults | Youth |

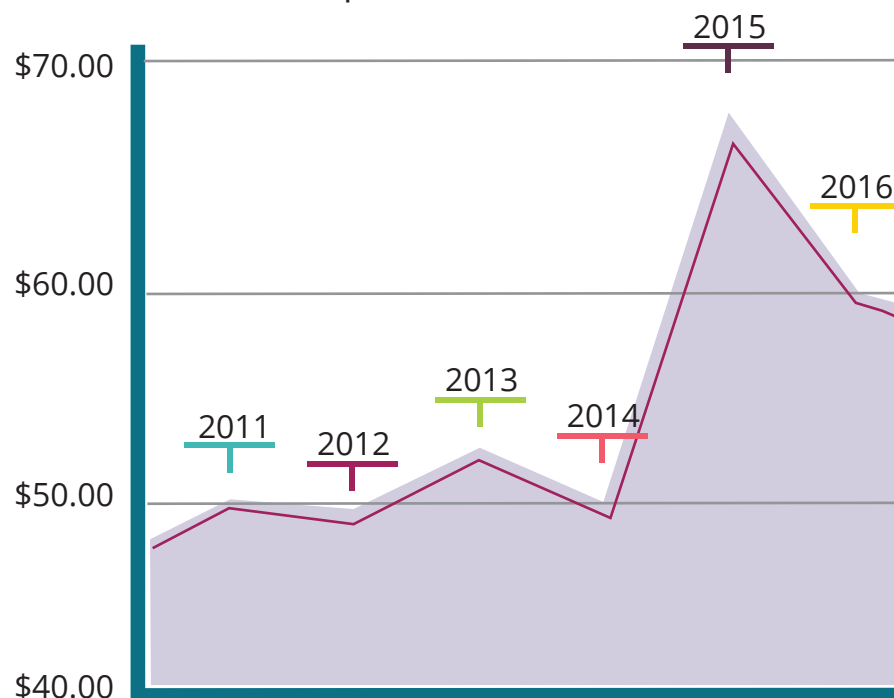
100%
80%
60%
40%
20%
0%



 Adults-150 mins per week
 Youth-60 mins per day

Municipal spending

Spending per person on libraries, museums, and cultural services has generally been increasing over time from \$50/person in 2011 to \$70/person in 2015 and \$59/person in 2016. ⁽²⁾

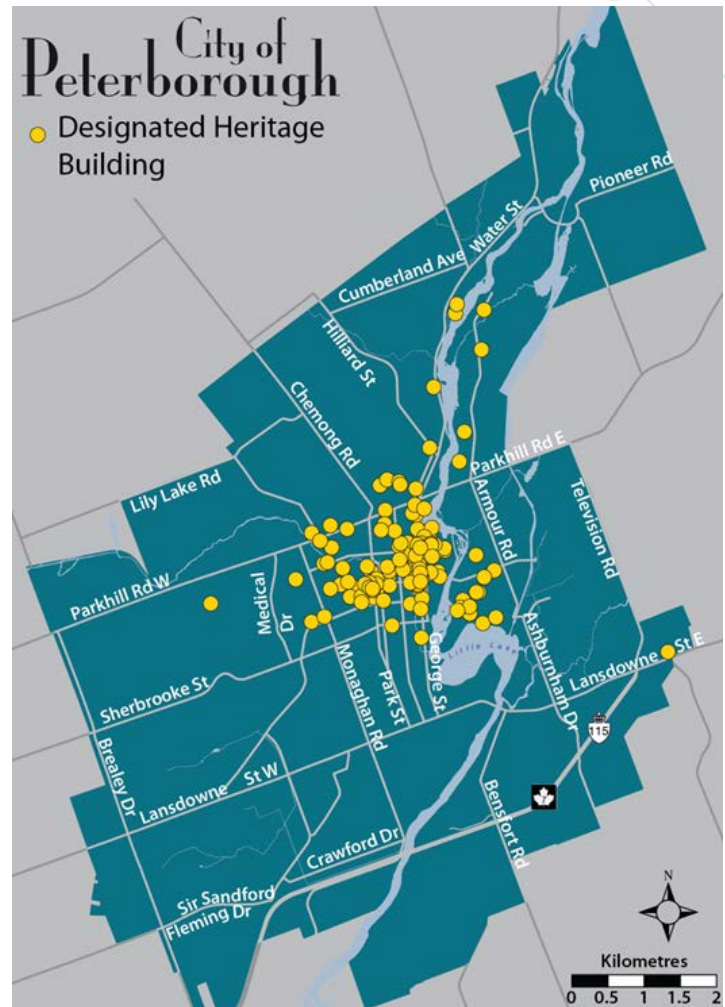




“The City of Peterborough boasts over 120 designated heritage sites, three of which are also recognized as National Historic Sites” (3)

“The Trent -Severn Waterway, a National Historic Site ranked by National Geographic as one of the top 500 places in the world to visit, winds its way through the region. Among its most famous features is the Peterborough Lift Lock, the world’s highest hydraulic lift lock, which opened in 1904.” (3)

“This City Boasts over 350 local businesses involved in cultural activities and nearly 150 not-for-profit arts and cultural organizations.” (3)



(1) Statistics Canada. CANSIM 105-0509, 2015-2016. <http://www5.statscan.gc.ca/cansim/a47>

(2) Financial Information Returns, Ministry of Municipal Affairs. City and County, Schedule 40, 2011 to 2016.

(3) Peterborough Municipal Cultural Plan, 2012. http://www.peterborough.ca/Living/Arts__Culture__amp__Heritage/Municipal_Cultural_Plan.htm